






2013 MAXIMA VS PRIMARY COMPETITORS

					
	2013 NISSAN MAXIMA	2013 TOYOTA AVALON	2013 ACURA TL	2013 HONDA ACCORD V6	2013 HYUNDAI AZERA
S = Standard A = Available N/A = Not Available					
ENGINE					
Engine type	DOHC V6	DOHC V6	SOHC V6	SOHC V6	DOHC V6
Engine displacement (liters)	3.5	3.5	3.5 (TL) 3.7 (SH-AWD)	3.5	3.3
Horsepower (hp @ rpm)	290 @ 6400	268 @ 6200	280 @ 6200 (TL) 305 @ 6300 (SH-AWD)	278 @ 6200	293 @ 6400
Torque (lb-ft @ rpm)	261 @ 4400	248 @ 4700	254 @ 5000 (TL) 273 @ 5000 (SH-AWD)	252 @ 4900	255 @ 5200
Timing-chain-driven camshafts	S	S	Timing belt	Timing belt	S
DRIVETRAIN					
Transmission(s)	Xtronic CVT®	6-speed A/T	6-speed A/T 6-speed M/T (SH-AWD)	6-speed A/T	6-speed A/T
Manual shift mode	S	S	S	S	S
Drive Sport mode	S	N/A	N/A	S	N/A
Paddle shifters	A	A	S	S	N/A
SUSPENSION AND STEERING					
Sport-tuned suspension	A	N/A	A	N/A	N/A
Power steering	Vehicle-speed-sensitive	Vehicle-speed-sensitive	Vehicle-speed-sensitive	Vehicle-speed-sensitive	Vehicle-speed-sensitive
BRAKING					
Vented disc brakes	Front and rear	Front only	Front only	Front only	Front only
Electronic Brake force Distribution	S	S	S	S	S
Brake Assist	S	S	S	S	S
WHEELS AND TIRES					
Available sizes (in.)	18 19	17 18	17 18 19	16 17 18	18 19
High-performance tires	A	N/A	S	N/A	N/A

For Dealer Personnel Only

 Copyright 2013 by
 Nissan North America, Inc.


2013 MAXIMA VS PRIMARY COMPETITORS

	2013 NISSAN MAXIMA	2013 TOYOTA AVALON	2013 ACURA TL	2013 HONDA ACCORD V6	2013 HYUNDAI AZERA
EXTERIOR					
Dual Panel Moonroof	A	N/A	N/A	N/A	A
HID (xenon) headlights	A	A	S	A (LED)	A
Turn signals integrated in outside mirrors	A	S	S	A	S
INTERIOR					
Manual driver's seat thigh extension	A	A (power)	N/A	N/A	A
Climate-controlled driver's seat	A	A (both front seats)	A (both front seats)	N/A	A (both front seats)
Rear bucket seats	A	N/A	N/A	N/A	N/A
Heated steering wheel	A	N/A	N/A	N/A	N/A
COMFORT AND CONVENIENCE					
Power adjustment for steering column	A	N/A	N/A	N/A	A
Entry/exit assist	A	N/A	N/A	N/A	N/A
Intelligent Key with Push Button Ignition	S	S	A	A	S
Power rear-window sunshade	A	A	N/A	N/A	A
Bluetooth® Hands-free Phone System ¹	S	S	S	S	S
Hard-drive-based navigation system ²	A	A	A	A	S (SD-card-based)
NavTraffic ³	A	A	A	A	S
NavWeather	A	A	A	N/A	S
RearView Monitor ⁴	A	A	A	S	S
SAFETY					
Front-seat Active Head Restraints	S	S	S	S	S (impact-reducing front seats)
AUDIO SYSTEMS					
USB port ⁵	A	S	S	S	S
EXTERIOR DIMENSIONS					
Wheelbase (in.)	109.3	111.0	109.3	109.3	112.0
Overall length (in.)	190.6	195.3	194.0	191.4	193.3
Overall width (in.)	73.2	72.2	74.0	72.8	73.2
Overall height (in.)	57.8	57.5	57.2	57.7	57.9
INTERIOR DIMENSIONS					
Head room front/rear (in.) (with moonroof)	38.5/36.4 (std. moonroof)	37.6/37.9	38.4/36.7	37.6/37.0	38.3/37.3
Shoulder room front/rear (in.)	56.3/55.1	58.2/57.0	58.2/56.2	58.6/56.5	58.3/56.4
Hip room front/rear (in.)	53.4/53.9	55.1/54.6	55.7/54.8	55.6/54.7	54.6/54.2
Leg room front/rear (in.)	43.8/34.6	42.1/39.2	42.5/36.2	42.5/38.5	45.5/36.8

2013 MAXIMA VS PRIMARY COMPETITORS

	2013 NISSAN MAXIMA	2013 TOYOTA AVALON	2013 ACURA TL	2013 HONDA ACCORD V6	2013 HYUNDAI AZERA
CAPACITIES⁶					
Cargo capacity (cu. ft.)	14.2	16.0	13.1 (TL) 12.5 (SH-AWD)	15.5	16.3
Interior passenger volume (cu. ft.)	95.8	118.3–119.6	98.2	100.8	107.0
Fuel tank capacity (gal.)	20.0	17.0	18.5	17.2	18.5
EPA MILEAGE ESTIMATES⁷					
City/highway/combined (mpg)	19/26/22	21/31/25 (XLE, XLE Premium) 21/31/24 (XLE Touring, Limited)	20/29/23 (TL) 18/26/21 (SH-AWD A/T) 17/25/20 (SH-AWD M/T)	21/34/25	20/29/23
WARRANTY COVERAGE (LIMITED)					
Basic (years/miles)	3/36,000	3/36,000	4/50,000	3/36,000	5/60,000
Powertrain (years/miles)	5/60,000	5/60,000	6/70,000	5/60,000	10/100,000
Corrosion (years/miles)	5/unlimited	5/unlimited	5/unlimited	5/unlimited	7/unlimited

¹ Availability of specific features is dependent upon the phone's Bluetooth® support. Please refer to your phone owner's manual for details. The Bluetooth word mark and logos are owned by Bluetooth SIG, Inc., and any use of such marks by Nissan is under license.

² Never program while driving. GPS mapping may not be detailed in all areas or reflect current road regulations.

³ Required SiriusXM Satellite Radio, NavTraffic and NavWeather subscriptions sold separately after trial period. Installation costs, one-time activation fee, other fees and taxes will apply. NavTraffic available in select markets. Services available only to those 18 or older in the 48 contiguous states and D.C. Fees and programming subject to change. Subscriptions governed by Customer Agreement available at siriusxm.com. ©2013 Sirius XM Radio Inc. Sirius, XM and all related marks and logos are trademarks of Sirius XM Radio Inc.

⁴ Parking aid/convenience feature. Cannot completely eliminate blind spots or warn of moving objects. May not detect every object. Always check surroundings before moving vehicle. Not a substitute for proper backing procedures. Always turn to check what is behind you before backing up.

⁵ Driving is serious business and requires your full attention. Do not operate any devices connected to the auxiliary input while driving.

⁶ Cargo and load capacity limited by weight and distribution. Always secure all cargo.

⁷ Actual mileage may vary with driving conditions — use for comparison only.